





**THE HISTORY
OF ESPOO
PAGE 4**



**SIGHTS &
MAP OF ESPOO
PAGE 8**



**AREA
PAGE 10**



**ENVIRONMENT
PAGE 11**



**POPULATION
PAGE 12**



**EDUCATIONAL AND
INCOME LEVEL OF
THE POPULATION
PAGE 15**



**LABOUR MARKET
PAGE 16**



**TOURISM &
TRANSPORT
PAGE 18**



**CONSTRUCTION
PAGE 19**



**HOUSING
PAGE 20**



**CARE AND
NURSING SERVICES
PAGE 21**



**EDUCATION &
CULTURE
AND LEISURE
PAGE 22**



**CITY
ECONOMY
PAGE 24**



**THE PERSONNEL
OF THE CITY
PAGE 25**



**CITY
ADMINISTRATION
PAGE 26**



ESPOO.FI



Visit Espoo.fi and find out more information and news about the second largest city in Finland.

Real time information about city events can be found on the Internet:

ESPOO.FI > EVENTS



HISTORY

In 1920, a mammoth molar, at least 43,000 years old, was discovered in Muurala, Espoo. The oldest signs of human habitation date back to the stone-age hunters who arrived in Espoo some 9,000 years ago. The inhabitants who came here towards the end of the Stone Age introduced farming to the region. During the Bronze Age, which began some 3,500 years ago, high ranking people were buried in promi-

nent locations with mounds of stones or cairns marking the burial sites. There are over 70 of these Bronze Age sites in Espoo. While Iron Age finds are rather rare, one burial site has been excavated in Taavinkylä.

The coastline of Uusimaa was populated by immigrants from Sweden in the 13th century at a time when there were only few Finnish settlements in Espoo. The newcomers settled at the junction of the Gumböle and Mankki rivers and named the village Espåby – perhaps after the aspen trees growing on the river banks (aspen = äspe in Swedish).



At first, Espoo was a cathedral parish administered by Kirkkonummi but gained the status of an independent borough in the 15th century. The earliest reference to Espoo in written records dates from 1431. Research findings suggest that the first wooden church was built in the latter half of the 14th century. Espoo became an independent parish in 1458, and the wooden church was replaced by a stone building during 1485-1490.

During the reign of King Gustaf Vasa and at his initiative, a royal mansion was built in the area of the villages of Mankby and Espåby.

A land exchange agreement between the Crown and local farmers was concluded at a summer session of the rural court on 27 August 1556, the date when the Espoo Day is currently celebrated. The story of the Espoo Royal Mansion came to an end in 1632 when it was bestowed to Gustaf Horn as a reward for his war exploits.

During the Northern War in the early 18th century, the people of Espoo had a hard time. As the Russian troops set up camp along the Great Coastal Road in the villages of Bemböle and Södräk the peasants had to flee and seek refuge elsewhere. In



contrast, added wealth and prosperity were brought to the local population by the construction of the Sveaborg Fortress begun in the mid-18th century.

In the 17th century, Alberga Manor, built in today's Leppävaara, was taken over by Carl Tersmeden, an officer serving in Sveaborg. The manor and its magnificent garden had an active social life over the years. An infirmary was set up for the Sveaborg troops in the area where Espoon keskus is currently located. It developed into a health spa that continued to operate until the mid-19th century.

Towards the end of the 18th century, a glazed earthenware factory was established in Ruukinranta, Laajalahti.

Träskanda Manor was bought by Senator Carl Johan Walleen in 1820 to serve as a centre for social life during the summers. The manor gained in prominence in many ways during 1840–1895 when it was owned by his stepdaughter Aurora Karamzin. Wealthy and known for her charitable work, she turned the manor and the surrounding park into one of the finest in Finland. However, the manor was damaged by fire in 1888 and during a storm in 1890.

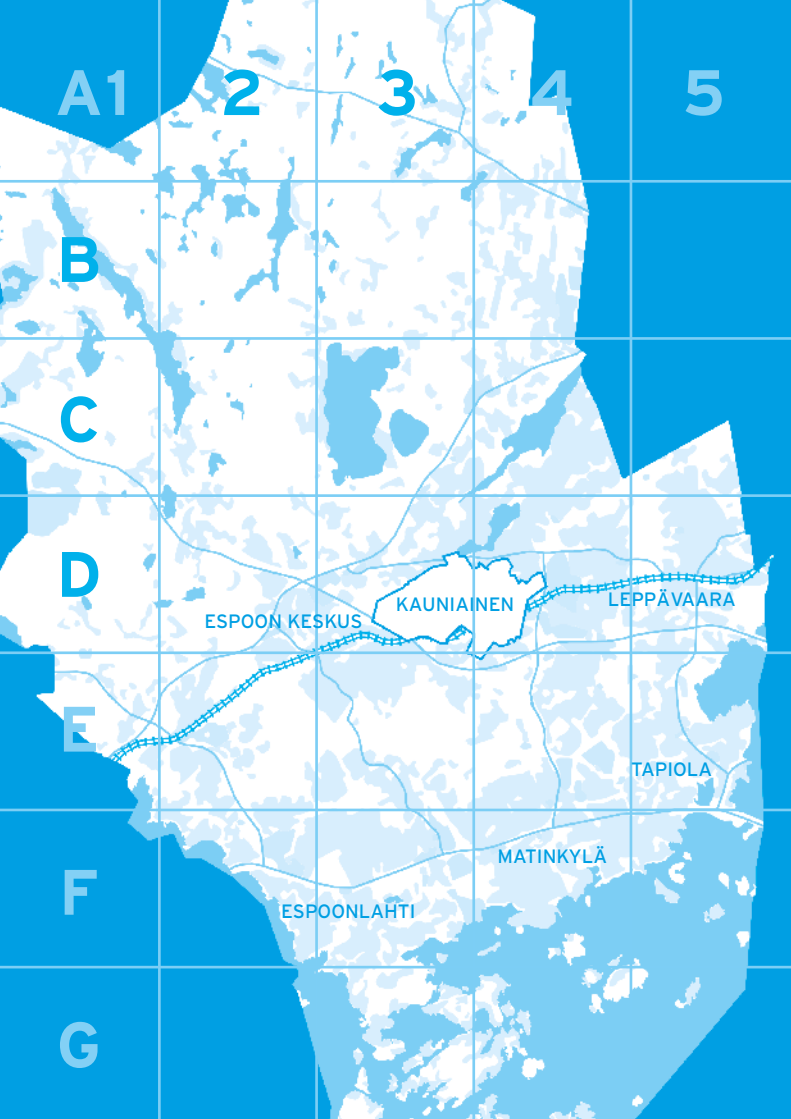


From the late 19th century, the growing City of Helsinki offered large markets for Espoo's industrial companies. Brick factories concentrated in the vicinity of Espoonlahti while an active carpentry community sprung up in Soukka. The completion of the coastal railway in 1903 made it easier for people and industrial facilities to relocate to Espoo. As well as brick factories, Kauklahti boasted significant glass manufacturing companies which made their wares up until the early 1950s.

Espoo's development took off in the 1950s. Inspi-

red by international models, a decision was made in 1953 to build the Garden City of Tapiola in one of Espoo's rural boroughs. Espoo officially became a town in 1963 and then a city in 1972. Since 1990, it has ranked as the second largest city in Finland with a population of 283,632 at the beginning of 2019.

The Finnish-speaking population reached a majority towards the end of the 1940s before which Espoo had been predominantly Swedish-speaking. Currently, over 120 languages are spoken in Espoo, with a foreign language population of some 48,000.



A1

2

3

4

5

B

C

D

E

F

G

ESPOON KESKUS

KAUNIAINEN

LEPPÄVAARA

TAPIOLA

MATINKYLÄ

ESPOONLAHTI



CHURCHES

Kauklahti Chapel	E1
Espoo Cathedral	D3
Ecumenical Centre	B3
Leppävaara Church	D5
Helsinki Finland Temple (Mormon)).....	D5
The church of St. Herman of Alaska (orthodox)	E5
Tapiola Church	E5
Olari Church	E4
Espoonlahti Church	F2
Soukka Chapel	G3

MUSEUMS AND RESORTS

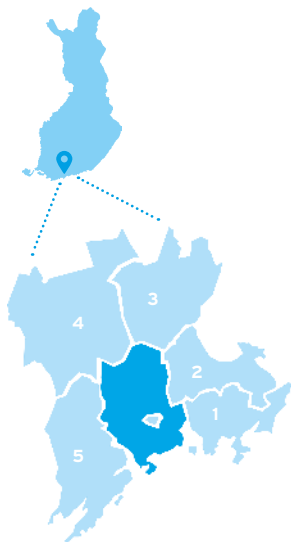
Espoonkartano Manor	E1
Lagstads School Museum	D2
Bemböle Coffee Cabin	D3
Glims Farmstead Museum	D3
The Finnish Nature Centre Haltia	B1
Espoo Car Museum	B3
Marketta Park	C3
Träskända Park	D3
Alberga Manor	D5
Local history centre Parkvilla.....	D5
Sello Hall, music hall	D5
Laajalahti Bird Sanctuary	E5
Nature House Villa Elfvik	E5
Gallen-Kallela Museum	D5

Aalto University.....	E5
Dipoli	E5
Innopoli and the Technology Park.....	E5
Museum of Mineralogy	E5
Polytechnical Students Museum.....	E5
Exhibition Centre WeeGee: Emma - Espoo Museum Of Modern Art, Espoo City Museum KAMU, Finnish Toy Museum Hevosenkä, Finnish Museum of Horology, Futuro House.....	E5
Helinä Rautavaara Museum... ..	E5
Espoo Cultural Centre	E5
AARNI Art Gallery.....	E5
Espoo City Theatre.....	E5
Haukilahti Water Tower	F4
Villa Museum Villa Rulludd	F3

SPORTS AND LEISURE

Nuukio National Park	B1
Solvalla Sports Institute	B1
Solvalla Swinghill	B1
Water Park Serena & Serena Ski.....	A3
Leppävaara Sports Park	D5
Vermo Trotting Course	D5
Tapiola Sports Park	E4
Espoo Archipelago	G4

AREA



DISTANCE BY FLIGHT TO SOME CITIES

	KM
Tampere	143
Turku	150
Oulu	513
Tallinn	101
St. Petersburg	282
Stockholm	399
Brussels	1,646
London	1,847

NEIGHBOURING MUNICIPALITIES

1 Helsinki, **2** Vantaa,
3 Nurmijärvi, **4** Vihti,
5 Kirkkonummi,
Kauniainen (situated within
Espoo)

Area of Espoo	528 km ²
Land territory	312 km ²
Water	216 km ²
of which sea	198 km ²
Coastline	58 km

The highest place in Espoo 114.2 m, Velskola.

165 islands, Pentala being the largest.

95 lakes, Bodom being the largest.

Inhabitants on 1 January 2019 per sq.km on land **909**



LANDOWNERSHIP ON 31 DECEMBER 2018

The City of Espoo	37.0 %
Others	63.0 %

CLIMATE ESPOO (TAPIOLA)

2018	
Warmest month, mean temperature (July)	20.4 °C
Coldest month, mean temperature (February)	-7.8 °C

GREENHOUSE GAS EMISSIONS

	2016	2017
ton of carbon dioxide equivalent per inhabitant	4.3	4.1

GEOTHERMAL HEAT WELLS

	2017	2018
number in Espoo	3,430	3,846

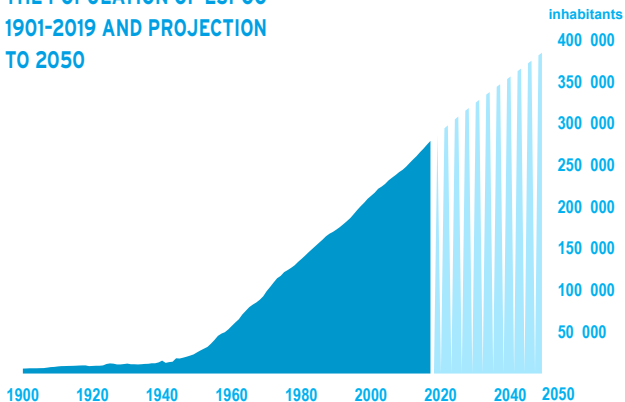
PROTECTED NATURAL AREAS

There are 3,830 ha of protected areas in Espoo. The largest unbroken area is the Nuuksio National Park, with some 1,990 ha of its area located in Espoo. There are 92 nature conservation areas, 48 of which are owned by the city. Moreover, there are 54 natural monuments and 32 nature types.

POPULATION

Espoo is the second largest city in Finland.

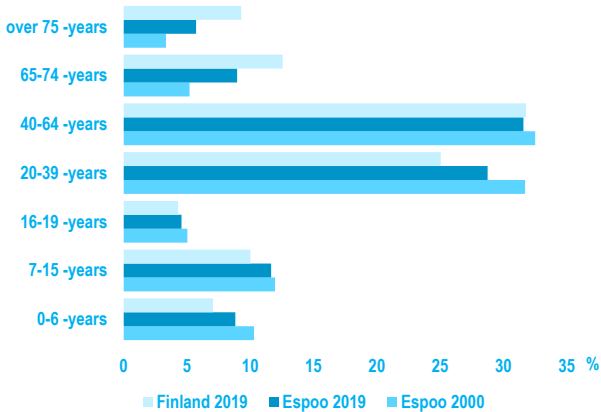
THE POPULATION OF ESPOO 1901-2019 AND PROJECTION TO 2050



THE POPULATION OF ESPOO ON 1 JANUARY 2019 283,632

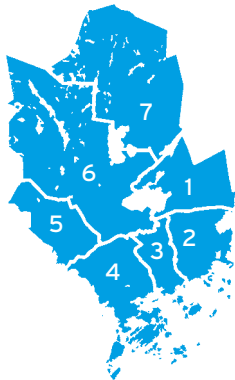
POPULATION BY LANGUAGE (%)	ESPOO 2010	ESPOO 2019	FINLAND 2019
Finnish-speaking	83.0	76.0	87.6
Swedish-speaking	8.3	7.0	5.2
Other languages	8.7	17.0	7.1

POPULATION BY AGE (%)



POPULATION IN MAJOR AREAS ON 1 JANUARY 2019

1 Suur-Leppävaara	69,505
2 Suur-Tapiola	47,313
3 Suur-Matinkylä	42,698
4 Suur-Espoonlahti	55,620
5 Suur-Kauklahti	10,535
6 Vanha-Espoo	41,077
7 Pohjois-Espoo	11,610





POPULATION

POPULATION BY NATIONALITY (%)	2010	2019
Finnish nationality	93.7	89.1
Other nationalities	6.3	10.9

RELIGIOUS AFFILIATION (%)	2010	2019
Lutheran	72.9	59.1
Greek Orthodox	1.2	1.1
Other	1.9	2.4
No religious affiliation	24.0	37.4

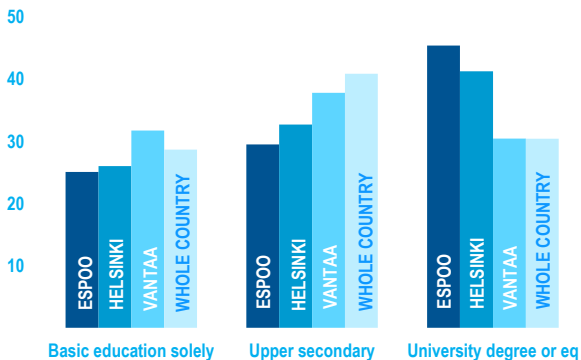
VITAL STATISTICS	2010	2016	2017
Births	3,579	3,236	3,089
Deaths	1,328	1,445	1,440
Persons immigrated	16,900	20,921	21,488
Persons emigrated	15,538	17,966	18,502
Net migration	1,362	2,955	2,986
Correction	27	35	-174
Population growth	3,640	4,781	4,461

EDUCATIONAL AND INCOME LEVEL OF THE POPULATION



The educational level in Espoo is the second highest in Finland.

POPULATION 15 YEARS OF AGE AND OLDER BY EDUCATIONAL LEVEL ON 31 DECEMBER 2017, %



INCOME SUBJECT TO STATE TAXATION MEDIAN 2017

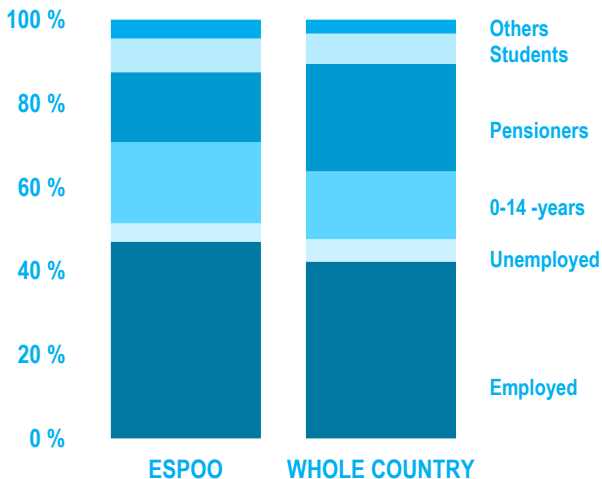
	ESPOO	WHOLE COUNTRY
€ / year	30,231	24,433
Percentage change in 2010-2017	7.9	14.6



LABOUR MARKET

Labour force: The sum of employed and unemployed.

POPULATION BY ACTIVITY ON 31 DECEMBER 2017



EMPLOYMENT AND UNEMPLOYMENT	2017	2018	2019
Number of unemployed 31.3. *	13,242	11,514	10,736
Unemployment rate 31.3. *	9.4 %	8.1 %	7.5 %
Employment rate (aged 15 to 64) **	76 %	75 %	
Self-sufficiency of jobs **	92 %	91 %	

* Ministry of Economic Affairs and Employment of Finland

** Statistics Finland, Labour force survey



LABOUR FORCE AND NUMBER OF JOBS BY INDUSTRY ON 31 DECEMBER 2016

INDUSTRY	EMPLOYED		JOBS	
		%		%
Agriculture, forestry	260	0.2	191	0.2
Electricity, heating, water and waste management	1,303	1.0	1,720	1.5
Manufacturing	10,286	8.1	10,875	9.3
Construction	6,394	5.0	5,897	5.0
Trade, accommodat. and food service activities	26,658	20.9	26,635	22.8
Information and communication	12,272	9.6	11,870	10.1
Financial and insurance activities	5,348	4.2	3,057	2.6
Real estate activities	1,468	1.1	1,049	0.9
Expert services	23,787	18.6	21,121	18.1
Public administration and services	31,729	24.8	27,449	23.5
Other service activities	6,858	5.4	5,795	5.0
Unknown	1,347	1.1	1,348	1.2
Total	127,710	100	117,007	100

TOURISM & TRANSPORT

TOURISM	2010	2018
Hotel guests, overnight stays	278,107	467,000
of which by foreigners, %	40.9	39.0



TOURIST INFORMATION

You get tourist information from Service Points
phone +358-9-8165 7070

VISIT ESPOO

www.visitespoo.fi

ESPOON KESKUS

Espoonatori, Kamreerintie 3

LEPPÄVAARA

Sello, Leppävaarankatu 9

MATINKYLÄ

Iso Omena, Suomenlahdentie 1

ESPOONLAHTI

Pikkulaiva, Ulappakatu 2

KALAJÄRVI

Ruskatalo, Ruskaniitty 4

TAPIOLA

Espoo Cultural Centre,
Kulttuurialue 2

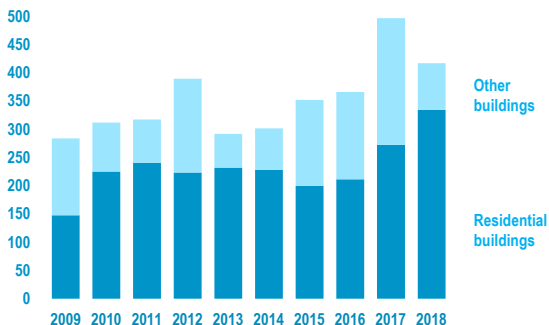
TRANSPORT	2010	2017
Passenger cars on 31 December	116,312	138,005
per 1 000 inhabitants	469	495
Road traffic accidents	822	353

DRIVE-KILOMETRES

Million vehicle-km/year	1,584	1,639
-------------------------	-------	-------

STOCK OF BUILDINGS 31.12.	2010	2017
Buildings, total	34,689	38,302
Residential buildings	31,379	34,609
single family residences	28,807	31,648
blocks of flats	2,572	2,961
Other buildings	3,310	3,693
Number of summer cottages	1,615	1,661

NUMBER OF BUILDINGS COMPLETED IN ESPOO 2009-2018, FLOOR AREA 1 000 m²



NUMBER OF DWELLINGS COMPLETED	2010	2018
Total of dwellings completed	2,170	3,852
in single family residences, %	29	24
in blocks of flats, %	71	76
Floor area per dwelling, m ²	76	63



HOUSING

STOCK OF DWELLINGS 31.12.

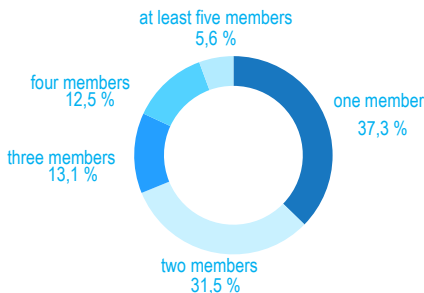
	2000	2010	2017
Total of dwellings	93,149	114,449	131,541
in single family residences, %	42.8	41.9	39.9
in blocks of flats, %	55.7	57.1	59.2
Owner-occupied dwellings, %	53.6	56.4	52.8
Average dwelling size, m ²	79	81	80
Area per inhabitant, m ²	34	36	36

UNENCUMBERED SELLING PRICE FOR OLD OWNER FLATS

(EURO PER m²)

	2017	2018	CHANGE
Terraced houses	3,391	3,438	1.4 %
Blocks of flats	3,407	3,499	2.7 %

HOUSEHOLD-DWELLING UNITS (31 DECEMBER) 2018



CARE AND NURSING SERVICES



VISITS IN HEALTH CENTRES	2015	2018
Health Centre	203,540	201,677
Child Health Clinic	93,559	95,173
Maternity Clinic	43,807	40,340
Student Health Care	95,489	93,292
Dental Clinic	219,956	226,186

MUNICIPAL ELDERLY CARE	2015	2018
Assisted housing places*	1,142	1,345

CHILD DAY CARE	2015	2018
Total number of children in day care	16,351	16,934
In municipal day care centres	11,142	12,415
In municipal family day care	934	631
Service bought from private day care centres	2,084	1,237
In private day care with private day care allowance	2,191	2,651
Municipal child day care centres	171	170
Activity parks	15	16

* in municipal and private financed services



EDUCATION & CULTURE AND LEISURE

SCHOOLS AND NUMBER OF STUDENTS 2018

	SCHOOLS	STUDENTS
Comprehensive schools	88	31,806
Upper secondary schools	12	5,406
Upper secondary schools for adults	1	272
Vocational institutes (2017)	3	14,052
Polytechnics	2	6,140
Universities (2017)	1	11,703

ADULT EDUCATION CENTRE 2018

participants in courses	51,488
-------------------------	--------

CULTURAL AND RECREATIONAL SERVICES 2018

CITY LIBRARY

16 libraries, 1 Mini Library (Espoo Hospital), 2 mobile libraries.
Number of visits: 4.3 million. Loans 4.2 million.

MUSEUMS

Museums/museum premises at the Exhibition Centre WeeGee: EMMA, KAMU, The Finnish Toy Museum, The Finnish Museum of Horology, Futuro House, Suuronen. Other museums: The Gallen-Kallela Museum, The Helinä Rautavaara Museum, Glims Farmstead Museum, Villa Museum Villa Rullud, Lagstad School Museum, Pentala Archipelago Museum. 447,496 visits.



CULTURAL HOUSES

Espoo Cultural Centre, Sello Hall, Karatalo, Kannusali, Children's Cultural Centre Aurora, Vindängen. 310,404 visitors, 2,352 public events.

TAPIOLA SINFONIETTA (CITY ORCHESTRA)

182 concerts, number of listeners 39,687.

PROFESSIONAL THEATRES IN ESPOO

Espoo city Theatre, The Hevosenkä Theatre, Unga Teatern, TotemTheatre, Glims & Gloms dance company. 781 performances, 95,078 spectators.

YOUTH

20 youth premises (incl. club rooms, the Gräsa arts and crafts centre and Girls' House), Ohjaamo House, Young Espoo van. 900 summer job vouchers, 33 enterprise vouchers.

SPORTS

Sports halls	7
Swimming pools	4
Sports grounds	7
Indoor skating rinks	7
Beaches	21
Jogging and walking trails	almost 200 km
Nature trails	26
Boat places	4,200



CITY ECONOMY

FINANCIAL STATEMENTS 2018	MILLION EUROS	EUROS/ RESIDENT
INCOME STATEMENT		
Operating revenue	380	1,340
Production for own use	12	41
Operating expenses	-1,768	-6,226
Operating margin	-1,376	-4,846
ANNUAL MARGIN		
	196	689
Depreciations	-161	-567
Net result for the fiscal year	34	121
BALANCE SHEET TOTAL		
	3,919	13,803
<hr/>		
Loans on 31 December	798	2,812
Consolidated loans on 31 Dec.	3,503	12,336
<hr/>		
Municipal tax	1,260	4,437
Corporate tax	125	441
Real estate tax	117	412
Tax revenue total	1,502	5,290
<hr/>		
State subsidies	43	152
<hr/>		
The city's net investments	271	
Corporate Group net investments	459	

INCOME TAX PERCENTAGE

Income tax percentage 17.75 % 2010-2013

Income tax percentage 18.00 % 2014-

PERSONNEL EMPLOYED BY THE CITY



PERSONNEL EMPLOYED BY THE CITY ON 31 DECEMBER

SECTOR	2018	%
Corporate Group Administration	439	3.1
Social and Health Services	3,714	26.0
Education and Cultural Services	8,008	56.1
Technical and Environment Services	1,365	9.6
Corporate Group Services	756	5.3
Total	14,282	100
Number of staff per 1,000 inhabitants	50.4	



CITY ADMINISTRATION

DISTRIBUTION OF THE SEATS IN THE CITY COUNCIL ON 1ST MAY 2019

TOTAL NUMBER OF MEMBERS	75
National Coalition Party	27
Green League	17
The Finnish Social Democratic Party	10
The Swedish People's Party	6
The Finns Party	3
The Centre Party	3
The Left Alliance	3
The Blue reform	3
The Finnish Christian Democrats	2
The Liberal Party	1

CITY BOARD (15 MEMBERS),

MAYOR

Jukka Mäkelä

CITY MANAGEMENT

Olli Isotalo, Director of Technical and Environment Services

Juha Metso, Director of Social and Health Services

Harri Rinta-aho, Director of Education and Cultural Services



SERVICE POINTS PHONE +358-9-8165 7070

ESPOON KESKUS

Espontori, Kamreerintie 3

LEPPÄVAARA

Sello, Leppävaarankatu 9

MATINKYLÄ

Iso Omena, Suomenlahdentie 1

ESPOONLAHTI

Pikkulaiva, Ulappakatu 2

KALAJÄRVI

Ruskatalo, Ruskaniitty 4

TAPIOLA

Espoo Cultural Centre, Kulttuuriaukio 2

CITY OF ESPOO, POCKET STATISTICS

Published by: City of Espoo, Mayor's Office,
Research and Statistics

Street address: Virastopiha 2 C

Postal address: P.O. Box 631, FI-02070 CITY OF ESPOO

Telephone +358-9-81621

E-mail: tieto@espoo.fi

www.espoo.fi/tieto

COVER PICTURES: TARU TURPEINEN

PRINTED BY: NEWPRINT OY • ISSN 1458-1817

